

POESI CS

MID-EARLY MAIZE






BENEFITS

EXCELLENT YIELD POTENTIAL

EXCELLENT FOLIAGE HEALTH

GOOD, WELL BALANCED NUTRITIONAL VALUES

IDENTITY CARD

-  **Kernel type:** Flint-Dent
-  **Registered:** European Catalogue
-  **Accumulated temperatures:**
 - Silking date: 890°
 - Fodder (32% DM): 1535°

MORPHOLOGY

-  **Tall height and average ear insertion**

YIELD COMPONENTS



CULTURE TIPS


- **Medium potential location:**
 - 95,000 seeds/ha
- **High potential location:**
 - 100,000 seeds/ha



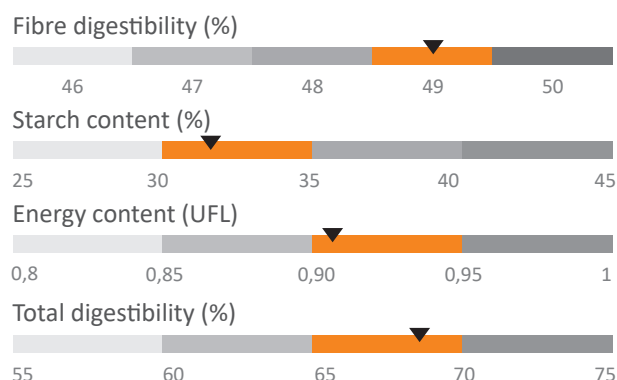
www.lidea-seeds.com



YIELD PROFILE



NUTRI PROFILE



AGRONOMIC PROFILE



MULTIPLE USES

- High fodder productivity in all soil and climate conditions.
- Flexibility at harvest.
- Field observation: good fungal disease tolerance.
- Very good gross semolina yield confirmed by a low flotation index.

Lidea
FRESH IDEAS FOR AGRICULTURE